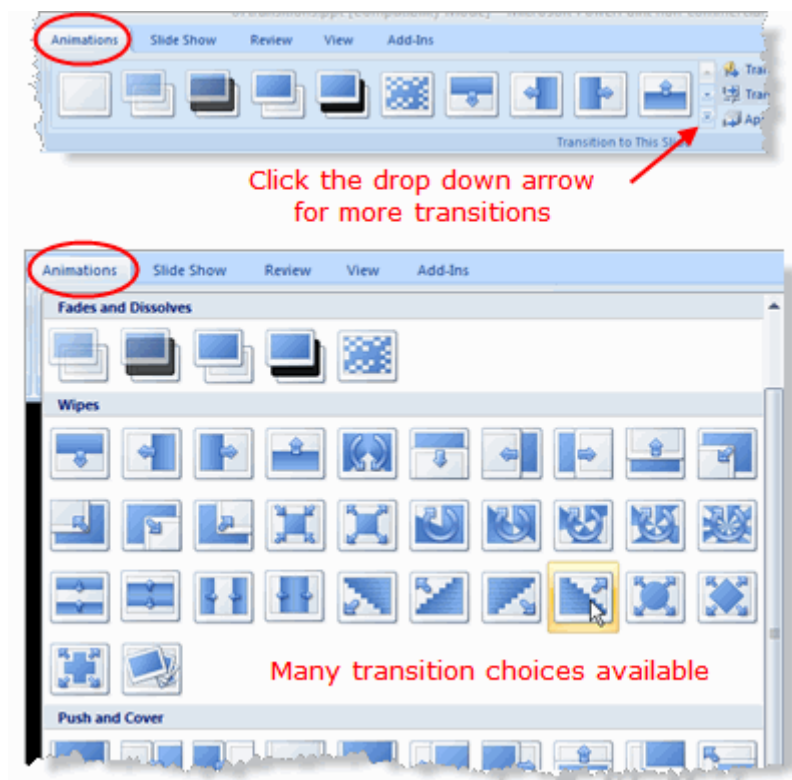


Use Slide Transitions to Add Movement

Transitions are the movements you see when one slide changes to another. Although, the slides are animated, the term animation in PowerPoint, applies to the movements of objects on the slide, rather than the slide itself. This tutorial will show you how to add the same transition to all slides, or give a different transition to every slide.

Click the Animations Tab of the Ribbon to Apply a Slide Transition



Choose a transition to apply to one or all of your PowerPoint 2007 slides

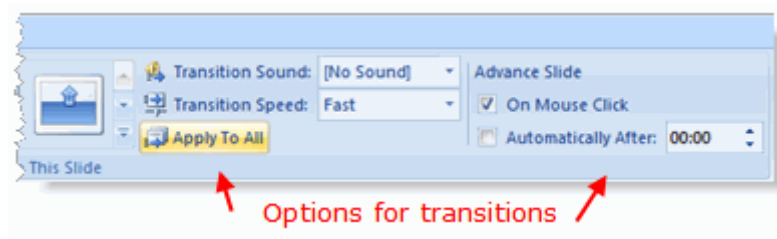
Choose a Slide Transition

Click on the *Animations* tab of the ribbon to access the slide transition options.

The most common slide transitions are shown as icons on the ribbon. Click the drop down arrow to see the complete list of transitions available, or scroll through the list, one row at a time.

What's new in PowerPoint 2007 with regard to slide transitions, is that as you hover your mouse over a transition icon, you will see the effect shown on the slide. You no longer need to actually apply the slide transition to see the effect, until you have made your choice.

Choose Options for Slide Transitions



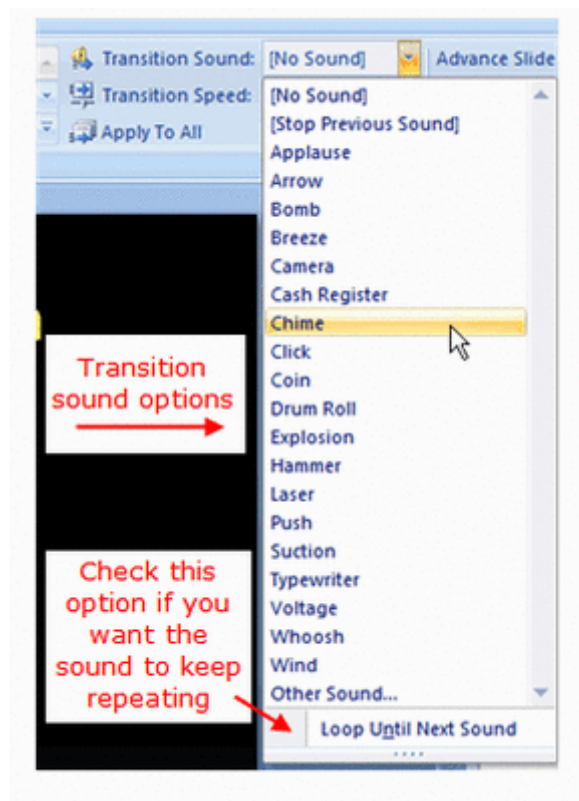
PowerPoint 2007 slide transition options

A Variety of Slide Transition Options

There are several options that you can choose to add to your PowerPoint 2007 slides.

- Transition Sound
- Transition Speed
- Whether to apply to this slide or Apply to All
- How to advance the slide
 - on mouse click
 - or automatically after a set number of seconds

Add a Sound Effect to the Slide Transition



PowerPoint 2007 transition sound options

Many Sound Effects to Choose From

Sound effects can be effective if applied wisely to PowerPoint slide transitions. For example -- a presentation that is about the increasing sales figures might be effective with a cash register sound effect on a slide transition.

There is also an option to *Loop Until Next Sound* which you can apply to the slide transition. In my opinion, this should be used only sparingly, and only in certain situations (such as a presentation for small children). The sound effect will keep repeating until another sound effect is reached, and could be very distracting to the audience. A single sound effect will certainly make your point.